


FOREST MAZE

CAN YOU HELP KRISTOFF AND SVEN FIND ANNA IN THE ENCHANTED FOREST?



Disney
FROZEN II

IN THEATRES
NOVEMBER 22

Disney
FROZEN II

IN THEATRES
NOVEMBER 22

SPOT THE DIFFERENCE

CAN YOU FIND THE EIGHT DIFFERENT THINGS IN THESE TWO IMAGES?



ANSWERS:
(1) TWIGS ON OLAF'S HEAD ARE MISSING (2) OLAF'S CARROT NOSE IS BLUE (3) SVEN'S ANTLER IS TURNED THE WRONG WAY (4) KRISTOFF'S SASH IS MISSING (5) ANNA'S REFLECTION IS MISSING (6) ELSA'S BRAID IS MISSING (7) SVEN'S ANTLER IS TURNED THE WRONG WAY (8) KRISTOFF'S SASH IS MISSING

Disney

FROZEN II CUT-OUT BOOKMARKS

Print this page out on heavy card stock. Carefully cut along the dotted lines to make your bookmarks. Happy reading!



Disney
FROZEN II

IN THEATRES NOVEMBER 22

© DISNEY



Disney
FROZEN II

IN THEATRES NOVEMBER 22

© DISNEY



Disney
FROZEN II

IN THEATRES NOVEMBER 22

© DISNEY



Disney
FROZEN II

IN THEATRES NOVEMBER 22

© DISNEY



Disney
FROZEN II

IN THEATRES NOVEMBER 22

© DISNEY



MEMORY CARD GAME



FOLD

Disney
FROZEN II

IN THEATRES
NOVEMBER 22

FOLD



IN THEATRES
NOVEMBER 22

FROZEN II
Disney

Have an adult help you cut out the cards along the dashed lines. DO NOT CUT SOLID GRAY LINES. After all the cards are cut out, fold along the gray lines and secure with tape or non-toxic glue.

To Play: Place the cards character side down and mix them up. Turn over two cards at a time to see if they match. If they don't, turn the cards face down again. Take turns turning over cards using your memory to recall where a matching card may be found. The person who matches the most pairs wins!

IN THEATRES
NOVEMBER 22

FROZEN II
Disney

FOLD



FOLD

Disney
FROZEN II

IN THEATRES
NOVEMBER 22





MEMORY CARD GAME



FOLD

Disney
FROZEN II

IN THEATRES
NOVEMBER 22



FOLD

Have an adult help you cut out the cards along the dashed lines. DO NOT CUT SOLID GRAY LINES. After all the cards are cut out, fold along the gray lines and secure with tape or non-toxic glue.

To Play: Place the cards character side down and mix them up. Turn over two cards at a time to see if they match. If they don't, turn the cards face down again. Take turns turning over cards using your memory to recall where a matching card may be found. The person who matches the most pairs wins!

IN THEATRES
NOVEMBER 22
FROZEN II
Disney

IN THEATRES
NOVEMBER 22
FROZEN II
Disney



FOLD

Disney
FROZEN II

IN THEATRES
NOVEMBER 22



FOLD



MEMORY CARD GAME



FOLD

Disney
FROZEN II

IN THEATRES
NOVEMBER 22

FOLD



IN THEATRES
NOVEMBER 22

FROZEN II
Disney

Have an adult help you cut out the cards along the dashed lines. DO NOT CUT SOLID GRAY LINES. After all the cards are cut out, fold along the gray lines and secure with tape or non-toxic glue.

To Play: Place the cards character side down and mix them up. Turn over two cards at a time to see if they match. If they don't, turn the cards face down again. Take turns turning over cards using your memory to recall where a matching card may be found. The person who matches the most pairs wins!

IN THEATRES
NOVEMBER 22

FROZEN II
Disney

FOLD



FOLD

Disney
FROZEN II

IN THEATRES
NOVEMBER 22





MEMORY CARD GAME



FOLD

Disney
FROZEN II

IN THEATRES
NOVEMBER 22

FOLD



Have an adult help you cut out the cards along the dashed lines. DO NOT CUT SOLID GRAY LINES. After all the cards are cut out, fold along the gray lines and secure with tape or non-toxic glue.

To Play: Place the cards character side down and mix them up. Turn over two cards at a time to see if they match. If they don't, turn the cards face down again. Take turns turning over cards using your memory to recall where a matching card may be found. The person who matches the most pairs wins!

IN THEATRES
NOVEMBER 22

Disney
FROZEN II

IN THEATRES
NOVEMBER 22

Disney
FROZEN II

FOLD



FOLD

Disney
FROZEN II

IN THEATRES
NOVEMBER 22





MEMORY CARD GAME



Disney
FROZEN II

IN THEATRES
NOVEMBER 22



FOLD

FOLD

Have an adult help you cut out the cards along the dashed lines. DO NOT CUT SOLID GRAY LINES. After all the cards are cut out, fold along the gray lines and secure with tape or non-toxic glue.

To Play: Place the cards character side down and mix them up. Turn over two cards at a time to see if they match. If they don't, turn the cards face down again. Take turns turning over cards using your memory to recall where a matching card may be found. The person who matches the most pairs wins!

IN THEATRES
NOVEMBER 22

FROZEN II
Disney

IN THEATRES
NOVEMBER 22

FROZEN II
Disney

FOLD



Disney
FROZEN II

IN THEATRES
NOVEMBER 22



FOLD



MEMORY CARD GAME



FOLD

Disney
FROZEN II

IN THEATRES
NOVEMBER 22



FOLD

IN THEATRES
NOVEMBER 22

FROZEN II
Disney

Have an adult help you cut out the cards along the dashed lines. DO NOT CUT SOLID GRAY LINES. After all the cards are cut out, fold along the gray lines and secure with tape or non-toxic glue.

To Play: Place the cards character side down and mix them up. Turn over two cards at a time to see if they match. If they don't, turn the cards face down again. Take turns turning over cards using your memory to recall where a matching card may be found. The person who matches the most pairs wins!

IN THEATRES
NOVEMBER 22

FROZEN II
Disney

FOLD



FOLD

Disney
FROZEN II

IN THEATRES
NOVEMBER 22





MEMORY CARD GAME



Disney
FROZEN II

IN THEATRES
NOVEMBER 22



FOLD

FOLD

IN THEATRES
NOVEMBER 22

FROZEN II
Disney

Have an adult help you cut out the cards along the dashed lines. DO NOT CUT SOLID GRAY LINES. After all the cards are cut out, fold along the gray lines and secure with tape or non-toxic glue.

To Play: Place the cards character side down and mix them up. Turn over two cards at a time to see if they match. If they don't, turn the cards face down again. Take turns turning over cards using your memory to recall where a matching card may be found. The person who matches the most pairs wins!

IN THEATRES
NOVEMBER 22

FROZEN II
Disney

FOLD



Disney
FROZEN II


IN THEATRES
NOVEMBER 22



FOLD


Disney
FROZEN II

IN THEATRES NOVEMBER 22



Disney
FROZEN II


IN THEATRES NOVEMBER 22



BRUNI

Disney
FROZEN II


IN THEATRES NOVEMBER 22



**ANNA
AND ELSA**

Disney
FROZEN II

IN THEATRES NOVEMBER 22



**SVEN AND
KRISTOFF**

Disney
FROZEN II

IN THEATRES NOVEMBER 22



OLAF

Disney
FROZEN II

IN THEATRES NOVEMBER 22




**LIEUTENANT
MATTIAS**

Disney
FROZEN II

IN THEATRES NOVEMBER 22

NOKK



Disney
FROZEN II

IN THEATRES NOVEMBER 22

CARVE OLAF AND BRUNI PUMPKINS

Cut the excess paper around the design, and tape to the pumpkin. Fit pattern around the pumpkin by creasing the paper or cutting slits into areas that do not contain design elements.

Using the poking tool, poke holes into the pumpkin around the pattern. This creates a dotted line guide for your carving saw to follow.


Ask an adult for help when cutting. Work from the center out, starting with the smaller details first. Leave larger shapes for last to maintain stability while you carve the details.

Remove pieces after you've made all your cuts, push or pull them out. Larger sections should be cut up for ease in removing.



Disney
FROZEN II

IN THEATRES NOVEMBER 22



OLAF

Disney
FROZEN II

IN THEATRES NOVEMBER 22



BRUNI

Disney
FROZEN II

IN THEATRES NOVEMBER 22

BRUNI

